

FORD MOTABILITY PRICE GUIDE

3 Year Contract Hire Prices - Customer Guide

Effective 12th August - 30th September 2020



Premium Paint and Rear Parking Sensors will be included as Free Options, where not standard, on all new Ford cars contracted through the Motability Scheme by a Ford Authorised Dealer (if not already included as Standard). This offer excludes Exclusive bodycolours. Where Exclusive colours are available to order, they are at additional cost. For details and availability, refer to the retail price list or consult your Ford Dealer. No cash alternative is available.

Vehicle shown is a New Puma and is for illustration purposes only.



Ford Motability Contract Hire Policy

Key

DLA, PIP & AFIP		WPMS	
Advance Payment	Weekly Payment	Advance Payment	Weekly Payment
£0	T/A	£0	£58.95

Where:

DLA/PIP and AFIP - Recipients of the Disability Living Allowance - Higher Rate Mobility Supplement, Personal Independence Payments or Armed Forces Independence Payments

WPMS - Recipients of the War Pensioners Mobility Supplement

Advance Payment - The amount payable at the start of the 3 year Contract Hire period.

T/A - Total Weekly Allowance

FUEL CONSUMPTION

ø The declared Fuel/Energy Consumptions, CO₂-Emissions and Electric range are determined according to the technical requirements and specifications of the European Regulations (EC) 715/2007 and (EU) 2017/1151 as last amended. Light Duty Vehicles type-approved using the World Harmonised Light Vehicle Test Procedure (WLTP) have Fuel/Energy Consumptions and CO₂-Emission information for both New European Drive Cycle (NEDC) and WLTP. WLTP is a new, more realistic test procedure for measuring fuel consumption and CO₂ emissions and will fully replace the NEDC latest by end of the year 2020. The applied standard test procedure enables comparison between different vehicle types and different manufacturers. In addition to the fuel efficiency of a car, driving behaviour as well as other non-technical factors play a role in determining a car's fuel/energy consumption, CO₂ emissions and electric range. CO₂ is the main greenhouse gas responsible for global warming. A guide on fuel economy and CO₂ emissions which contain data for all new passenger car models is available at any point of sale free of charge or can be downloaded under <http://carfueldata.dft.gov.uk>. For Plug-In Hybrid (PHEV) models, these figures were obtained using a combination of battery power and fuel. PHEV models require an electricity source for charging.

Notes and Conditions

Applications must be received and accepted by Motability Operations Limited between 12th August and 30th September 2020.

All vehicles require the total allowance to be committed for the 3 year contract period and any subsequent increases in the allowance are forfeited.

Where a monetary value is shown any subsequent increases in the allowance will be paid by the DWP to the recipient.

Prices are true and accurate at the time of publishing. Prices change from time to time.

Ford Motor Company Ltd. reserve the right to change prices without prior notification.

Offers available on selected dealer stock only. Please contact a participating Ford dealer for more information.

Electric Technology

Which electric engines is right for you?



MILD HYBRID (MHEV)

A small electric motor that helps improve efficiency versus a conventional internal combustion engine. Mild Hybrid vehicles have two sources of power that work together – a conventional engine and a battery - driven electric motor. The electric motor does not power the car. It simply assists it. **Kuga mHEV has an auxiliary electric motor and a 48v battery that further improve fuel economy up to 56.5 mpg and lower CO2**. They also assist with acceleration transferring back the energy.**



HYBRID (HEV)

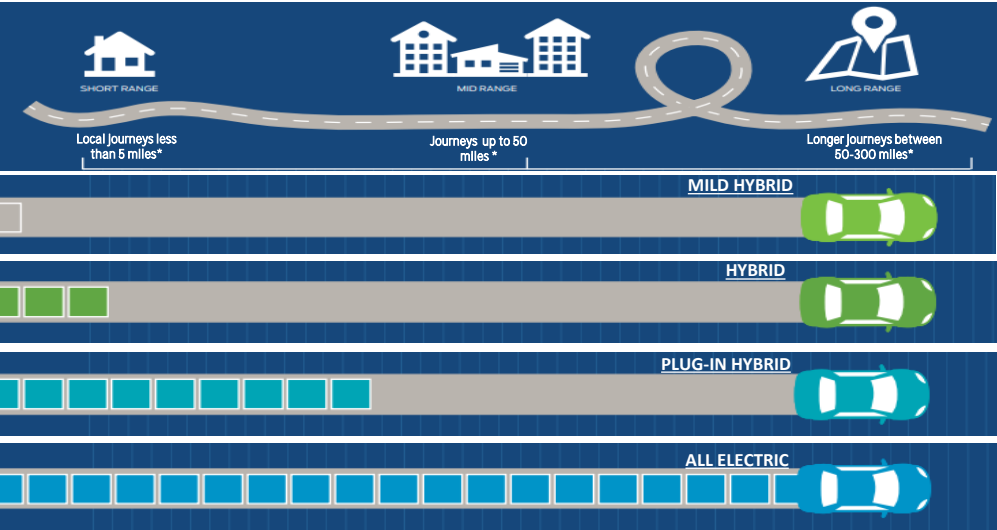
Hybrid vehicles have two sources of power. They can automatically switch between conventional mode, pure electric mode (for short distances) or use both to power the vehicle as needed.



PLUG-IN HYBRID (PHEV)

Plug In. Charge up. Improves Efficiency versus a mild hybrid or hybrid engine. Plug-in Hybrids have the two sources of power like a hybrid, but with a larger high voltage battery, enabling you to drive longer distances on all-electric power. **Kuga PHEV has a battery size of 14,4 kWh which gives a maximum EV range of 35 miles. This results in a combined average fuel economy up to 201.8 mpg and only 26 g/km CO2**.**

Electric range



* Ranges are estimates only and depend on the vehicle, road conditions and driving behaviour.
** Please see the Fuel Consumption and CO2 data available in this Pricelist

Charging the battery

MILD HYBRID AND HYBRID

There's no need to plug in your vehicle for charging. Hybrid vehicles are able to recharge the battery in two ways:

- 1) Regenerative braking
- 2) Conventional engine

The conventional engine powers the generator which transforms mechanical energy into electrical energy to charge the battery.

PLUG-IN HYBRID

The larger battery in Plug-in Hybrids can be plugged-in to charge. Once the battery is depleted, the vehicle behaves like a conventional hybrid with the engine running when required.



All four electric vehicle types use regenerative braking to charge the battery. While braking, the motor is still spinning even though the car is trying to slow down.



Regenerative braking captures this typically wasted energy to create electricity, which charges the battery.

Plug in charging options

230V Wall outlet

Plug-in Hybrids and All-Electric vehicles can be charged on a 230V outlet (16A), which is the standard electrical socket in most UK households. This takes longer than when using a Wallbox.

Wallbox

For faster charging at home you can install a compatible wallbox, which is capable of charging your vehicle overnight.

PHEV Home Wallbox

EV Box 400V (32A) pricing and installation from January (accessory). Installation services with approved partners available in 15 markets including UK.



Available as an accessory



Public charging stations

Public charging stations, available in many cities and work places, can charge your vehicle much faster than at home. They can deliver an 80% charge in just 30 minutes. The price and charging capability vary.

Fiesta 3-door hatchback

Available from £Nil Advance Payment

2020.75 Model Year

Model	Engine	Fuel	Transmission	Euro Stage	DLA, PIP & AFIP		WPMS		CO ₂ Emissions (g/km) Ø for latest MY shown
					Advance Payment	Weekly Payment	Advance Payment	Weekly Payment	
Trend									
	1.1L Ti-VCT 75PS (Stock Units Only)	Petrol	Manual	Stage 6.2	£0	£0	£0	£63.00	121
	1.5 TDCi 85PS	Diesel	Manual	Stage 6.2	£0	£0	£0	£63.56	112
ST-Line Edition									
	1.0T EcoBoost mild Hybrid 125PS	Petrol	Manual	Stage 6.2	£195	£0	£0	£64.29	117
	1.0T EcoBoost mild Hybrid 155PS	Petrol	Manual	Stage 6.2	£295	£0	£0	£64.95	117
	1.5 TDCi 85PS	Diesel	Manual	Stage 6.2	£295	£0	£0	£65.51	115
ST-Line X Edition									
	1.0T EcoBoost mild Hybrid 125PS	Petrol	Manual	Stage 6.2	£295	£0	£0	£64.95	121
	1.0T EcoBoost mild Hybrid 155PS	Petrol	Manual	Stage 6.2	£395	£0	£0	£65.61	121
	1.5 TDCi 85PS	Diesel	Manual	Stage 6.2	£345	£0	£0	£65.84	118

Fiesta 5-door hatchback
Available from £Nil Advance Payment
 2020.75 Model Year

Model	Engine	Fuel	Transmission	Euro Stage	DLA, PIP & AFIP		WPMS		CO ₂ Emissions (g/km) Ø for latest MY shown
					Advance Payment	Weekly Payment	Advance Payment	Weekly Payment	
Trend									
	1.1L Ti-VCT 75PS (Stock Units Only)	Petrol	Manual	Stage 6.2	£0	£0	£0	£63.00	121
	1.5 TDCi 85PS	Diesel	Manual	Stage 6.2	£0	£0	£0	£63.56	113
Titanium									
	1.0T EcoBoost mild Hybrid 125PS	Petrol	Manual	Stage 6.2	£95	£0	£0	£63.63	115
	1.0T EcoBoost mild Hybrid 155PS	Petrol	Manual	Stage 6.2	£195	£0	£0	£64.29	116
	1.5 TDCi 85PS	Diesel	Manual	Stage 6.2	£245	£0	£0	£65.18	113
Titanium X									
	1.0T EcoBoost mild Hybrid 125PS	Petrol	Manual	Stage 6.2	£145	£0	£0	£63.96	116
	1.0T EcoBoost mild Hybrid 155PS	Petrol	Manual	Stage 6.2	£245	£0	£0	£64.62	116
	1.5 TDCi 85PS	Diesel	Manual	Stage 6.2	£295	£0	£0	£65.51	114
ST-Line Edition									
	1.0T EcoBoost mild Hybrid 125PS	Petrol	Manual	Stage 6.2	£195	£0	£0	£64.29	117
	1.0T EcoBoost mild Hybrid 155PS	Petrol	Manual	Stage 6.2	£295	£0	£0	£64.95	118
	1.5 TDCi 85PS	Diesel	Manual	Stage 6.2	£295	£0	£0	£65.51	115
ST-Line X Edition									
	1.0T EcoBoost mild Hybrid 125PS	Petrol	Manual	Stage 6.2	£295	£0	£0	£64.95	121
	1.0T EcoBoost mild Hybrid 155PS	Petrol	Manual	Stage 6.2	£395	£0	£0	£65.61	121
	1.5 TDCi 85PS	Diesel	Manual	Stage 6.2	£345	£0	£0	£65.84	119
Vignale Edition (Stock Units Only)									
	1.0T EcoBoost mild Hybrid 125PS	Petrol	Manual	Stage 6.2	£545	£0	£0	£66.60	115
	1.0T EcoBoost mild Hybrid 155PS	Petrol	Manual	Stage 6.2	£645	£0	£0	£67.26	116
	1.5 TDCi 85PS	Diesel	Manual	Stage 6.2	£695	£0	£0	£68.16	114

Fiesta Active 5-door hatchback

Available from £245 Advance Payment

2020.75 Model Year

Model	Engine	Fuel	Transmission	Euro Stage	DLA, PIP & AFIP		WPMS		CO ₂ Emissions (g/km) Ø for latest MY shown
					Advance Payment	Weekly Payment	Advance Payment	Weekly Payment	
Active Edition									
	1.0T EcoBoost mild Hybrid 125PS	Petrol	Manual	Stage 6.2	£245	£0	£0	£64.62	119
	1.0T EcoBoost mild Hybrid 155PS	Petrol	Manual	Stage 6.2	£495	£0	£0	£66.27	119
	1.5 TDCi 85PS	Diesel	Manual	Stage 6.2	£245	£0	£0	£65.18	116
Active X Edition									
	1.0T EcoBoost mild Hybrid 125PS	Petrol	Manual	Stage 6.2	£295	£0	£0	£64.95	123
	1.0T EcoBoost mild Hybrid 155PS	Petrol	Manual	Stage 6.2	£545	£0	£0	£66.60	123
	1.5 TDCi 85PS	Diesel	Manual	Stage 6.2	£345	£0	£0	£65.84	119

FIESTA 2020.75 MODEL YEAR FUEL CONSUMPTION

The fuel consumption and CO2 emission figures shown in the table are derived from the Worldwide Harmonised Light Vehicle Test Procedure (WLTP) . These figures may not reflect real life driving results, which will depend upon a number of factors including the accessories fitted, variations in weather, driving styles and vehicle load.

The figures shown are for comparability purposes: only compare fuel consumption and CO2 figures with other vehicles tested to the same technical procedures.

You can also use Ford's online configurator to build and customise a new Ford vehicle: www.ford.co.uk/configurator. The configurator provides information about your configured vehicle's fuel consumption and CO2 emissions (these are also WLTP test figures).

Engine	Fuel Type	Available On	Euro Emissions	Transmission	Drive	Maximum Power PS (KW)	Torque Nm	Combined Fuel Consumption (WLTP Figures with Options)				Co2 Emissions (WLTP)	
								Lowest Performing (MPG)øø	Highest Performing (MPG)øø	Lowest Performing (L/100km)øø	Highest Performing (L/100km)øø	Lowest Performing (Co2)øø	Highest Performing (Co2)øø
1.1L Ti-VCT 75PS	Petrol	Trend	Stage 6.2	5 Speed Manual	FWD	75PS (55kW)	105	52.3	53.3	5.4	5.3	121	121
1.0T EcoBoost Hybrid 125PS	Petrol	All Series (Excluding Trend)	Stage 6.2	6 Speed Manual	FWD	125PS (92kW)	210	52.3	56.5	5.4	5	114	123
1.0T EcoBoost Hybrid 155PS	Petrol	All Series (Excluding Trend)	Stage 6.2	6 Speed Manual	FWD	155PS (114kW)	240	52.3	55.4	5.4	5.1	116	123
1.5 TDCi 85PS	Diesel	All series	Stage 6.2	6 Speed Manual	FWD	85PS (63kW)	215	62.8	65.7	4.5	4.3	112	119

Notes

*In 4th gear. øFord test figures.

øø The declared Fuel/Energy Consumptions, CO2-Emissions and Electric range are determined according to the technical requirements and specifications of the European Regulations (EC) 715/2007 and (EU) 2017/1151 as last amended. Light Duty Vehicles type-approved using the World Harmonised Light Vehicle Test Procedure (WLTP) have Fuel/Energy Consumptions and CO2-Emission information for both New European Drive Cycle (NEDC) and WLTP. WLTP is a new, more realistic test procedure for measuring fuel consumption and CO2 emissions and will fully replace the NEDC latest by end of the year 2020. The applied standard test procedure enables comparison between different vehicle types and different manufacturers. In addition to the fuel efficiency of a car, driving behaviour as well as other non-technical factors play a role in determining a car's fuel/energy consumption, CO2 emissions and electric range. CO2 is the main greenhouse gas responsible for global warming. A guide on fuel economy and CO2 emissions which contain data for all new passenger car models is available at any point of sale free of charge or can be downloaded under <http://carfueldata.dft.gov.uk>.

EcoSport

Available from £Nil Advance Payment

2020.75 Model Year (Stock Only)

Model	Engine	Fuel	Transmission	Euro Stage	DLA, PIP & AFIP		WPMS		CO ₂ Emissions (g/km) Ø for latest MY shown
					Advance Payment	Weekly Payment	Advance Payment	Weekly Payment	
Zetec (Stock Units Only)									
	1.0T EcoBoost 100PS	Petrol	Manual	Stage 6.2	£0	£0	£0	£63.56	133
	1.5L EcoBlue 100PS	Diesel	Manual	Stage 6.2	£495	£0	£0	£66.83	128
Titanium (Stock Units Only)									
	1.0T EcoBoost 125PS	Petrol	Manual	Stage 6.2	£45	£0	£0	£63.86	135
	1.5L EcoBlue 100PS	Diesel	Manual	Stage 6.2	£445	£0	£0	£66.50	130
ST-Line (Stock Units Only)									
	1.0T EcoBoost 125PS	Petrol	Manual	Stage 6.2	£45	£0	£0	£63.86	136
	1.0T EcoBoost 140PS	Petrol	Manual	Stage 6.2	£95	£0	£0	£64.19	136
	1.5 EcoBlue 125PS	Diesel	Manual	Stage 6.2	£495	£0	£0	£66.83	139

Please note that factory fitted parking sensors are no longer available on Zetec 2020.75MY.

ECOSPORT 2020.75 MODEL YEAR FUEL CONSUMPTION

The fuel consumption and CO2 emission figures shown in the table are derived from the Worldwide Harmonised Light Vehicle Test Procedure (WLTP) . These figures may not reflect real life driving results, which will depend upon a number of factors including the accessories fitted, variations in weather, driving styles and vehicle load.

The figures shown are for comparability purposes; only compare fuel consumption and CO2 figures with other vehicles tested to the same technical procedures.

You can also use Ford's online configurator to build and customise a new Ford vehicle: www.ford.co.uk/configurator . The configurator provides information about your configured vehicle's fuel consumption and CO2 emissions (these are also WLTP test figures).

Combined Fuel Consumption (WLTP Figures with Options)											Co2 Emissions (WLTP)	
Engine	Available On	Euro Emissions	Transmission	Drive	Maximum Power PS (KW)	Torque Nm	Lowest Performing (MPG)øø	Highest Performing (MPG)øø	Lowest Performing (L/100km)øø	Highest Performing (L/100km)øø	Lowest Performing (Co2)øø	Highest Performing (Co2)øø
1.0L Ford EcoBoost 100PS	Zetec	Stage 6.2	6 Speed Manual	FWD	100PS (73kW)	170	48.7	48.7	5.8	5.8	133	133
1.0L Ford EcoBoost 125PS	Titanium, ST-Line	Stage 6.2	6 Speed Manual	FWD	125PS (92kW)	170 (200)	47.1	47.1	6	6	135	136
1.0L Ford EcoBoost 140PS	ST-Line	Stage 6.2	6 Speed Manual	FWD	140PS(103kW)	180(200)	47.1	47.1	6	6	136	136
1.5L Ford EcoBlue 100PS	Zetec, Titanium, ST-Line	Stage 6.2 + DPF	6 Speed Manual	FWD	100PS (73kW)	215	56.5	57.6	5	4.9	128	130
1.5L Ford EcoBlue 125PS	ST-Line	Stage 6.2 + DPF	6 Speed Manual	FWD	125PS (92kW)	300	53.3	53.3	5.3	5.3	139	139

Notes

*In 4th gear. øFord test figures.

øø The declared Fuel/Energy Consumptions, CO2-Emissions and Electric range are determined according to the technical requirements and specifications of the European Regulations (EC) 715/2007 and (EU) 2017/1151 as last amended. Light Duty Vehicles type-approved using the World Harmonised Light Vehicle Test Procedure (WLTP) have Fuel/Energy Consumptions and CO2-Emission information for both New European Drive Cycle (NEDC) and WLTP. WLTP is a new, more realistic test procedure for measuring fuel consumption and CO2 emissions and will fully replace the NEDC latest by end of the year 2020. The applied standard test procedure enables comparison between different vehicle types and different manufacturers. In addition to the fuel efficiency of a car, driving behaviour as well as other non-technical factors play a role in determining a car's fuel/energy consumption, CO2 emissions and electric range. CO2 is the main greenhouse gas responsible for global warming. A guide on fuel economy and CO2 emissions which contain data for all new passenger car models is available at any point of sale free of charge or can be downloaded under <http://carfueldata.dft.gov.uk>.

New Puma

Available from £245 Advance Payment

2020.75 Model Year

Model	Engine	Fuel	Transmission	DLA, PIP & AFIP		WPMS		CO ₂ Emissions (g/km) Ø for latest MY shown
				Advance Payment	Weekly Payment	Advance Payment	Weekly Payment	
Titanium								
	1.0L Ford EcoBoost Hybrid (mHEV) 125PS	Petrol	Manual	£245	£0	£0	£65.18	127
	1.0L Ford EcoBoost Hybrid (mHEV) 155PS	Petrol	Manual	£345	£0	£0	£65.84	127
ST-Line								
	1.0L Ford EcoBoost Hybrid (mHEV) 125PS	Petrol	Manual	£395	£0	£0	£66.17	128
	1.0L Ford EcoBoost Hybrid (mHEV) 155PS	Petrol	Manual	£495	£0	£0	£66.83	128
ST-Line X								
	1.0L Ford EcoBoost Hybrid (mHEV) 125PS	Petrol	Manual	£545	£0	£0	£67.16	127
	1.0L Ford EcoBoost Hybrid (mHEV) 155PS	Petrol	Manual	£645	£0	£0	£67.83	128
ST-Line X Vignale								
	1.0L Ford EcoBoost Hybrid (mHEV) 125PS	Petrol	Manual	£695	£0	£0	£67.60	129
	1.0L Ford EcoBoost Hybrid (mHEV) 155PS	Petrol	Manual	£795	£0	£0	£68.26	129

NEW PUMA 2020.75 MODEL YEAR FUEL CONSUMPTION & CO2

The fuel consumption and CO2 emission figures shown in the table are derived from the Worldwide Harmonised Light Vehicle Test Procedure (WLTP) . These figures may not reflect real life driving results, which will depend upon a number of factors including the accessories fitted, variations in weather, driving styles and vehicle load.

The figures shown are for comparability purposes; only compare fuel consumption and CO2 figures with other vehicles tested to the same technical procedures.

You can also use Ford's online configurator to build and customise a new Ford vehicle: www.ford.co.uk/configurator . The configurator provides information about your configured vehicle's fuel consumption and CO2 emissions (these are also WLTP test figures).

Engine	Available On	Euro Emissions	Transmission	Drive	Maximum Power PS (KW)	Torque Nm	Fuel Consumption (WLTP Figures with Options)				CO2 Emissions (WLTP)	
							Lowest Performing (MPG)øø	Highest Performing (MPG)øø	Lowest Performing (L/100km)øø	Highest Performing (L/100km)øø	Lowest Combined Performing (Co2)øø	Highest Combined Performing (Co2)øø
1.0L Ford EcoBoost Hybrid (mHEV) 125PS	All series	Stage 6.2	6 Speed Manual	FWD	125PS (91kW)	210	49.6	50.4	5.7	5.6	127	129
1.0L Ford EcoBoost Hybrid (mHEV) 155PS	All series	Stage 6.2	6 Speed Manual	FWD	155PS (114kW)	240	49.6	50.4	5.7	5.6	127	129

Notes

*In 4th gear. øFord test figures.

øø The declared Fuel/Energy Consumptions, CO2-Emissions and Electric range are determined according to the technical requirements and specifications of the European Regulations (EC) 715/2007 and (EU) 2017/1151 as last amended. Light Duty Vehicles type-approved using the World Harmonised Light Vehicle Test Procedure (WLTP) have Fuel/Energy Consumptions and CO2-Emission information for both New European Drive Cycle (NEDC) and WLTP. WLTP is a new, more realistic test procedure for measuring fuel consumption and CO2 emissions and will fully replace the NEDC latest by end of the year 2020. The applied standard test procedure enables comparison between different vehicle types and different manufacturers. In addition to the fuel efficiency of a car, driving behaviour as well as other non-technical factors play a role in determining a car's fuel/energy consumption, CO2 emissions and electric range. CO2 is the main greenhouse gas responsible for global warming. A guide on fuel economy and CO2 emissions which contain data for all new passenger car models is available at any point of sale free of charge or can be downloaded under <http://carfueldata.dft.gov.uk>. For Plug-In Hybrid (PHEV) models, these figures were obtained using a combination of battery power and fuel. PHEV models require an electricity source for charging.

Focus Hatchback

Available from £95 Advance Payment

2020.75 Model Year

Model	Engine	Fuel	Transmission	Euro Stage	DLA, PIP & AFIP		WPMS		CO ₂ Emissions (g/km) Ø for latest MY shown
					Advance Payment	Weekly Payment	Advance Payment	Weekly Payment	
Zetec Edition									
	1.0L Ford EcoBoost 125PS (Stock Units Only)	Petrol	Manual	Stage 6.2	£345	£0	£0	£65.28	125
	1.5L Ford EcoBlue 120PS	Diesel	Manual	Stage 6.2	£95	£0	£0	£63.63	119
ST-Line Edition									
	1.0T EcoBoost mild Hybrid 125PS	Petrol	Manual	Stage 6.2	£445	£0	£0	£65.94	119
	1.0T EcoBoost mild Hybrid 155PS	Petrol	Manual	Stage 6.2	£695	£0	£0	£67.60	118
	1.5L Ford EcoBlue 120PS	Diesel	Manual	Stage 6.2	£345	£0	£0	£65.28	122
	2.0L Ford EcoBlue 150PS (Stock Units Only)	Diesel	Manual	Stage 6.2	£1,545	£0	£436	£0.00	126
ST-Line X Edition									
	1.0T EcoBoost mild Hybrid 125PS	Petrol	Manual	Stage 6.2	£695	£0	£0	£67.60	121
	1.0T EcoBoost mild Hybrid 155PS	Petrol	Manual	Stage 6.2	£795	£0	£0	£68.26	121
	1.5L Ford EcoBlue 120PS	Diesel	Manual	Stage 6.2	£595	£0	£0	£66.93	124
	2.0L Ford EcoBlue 150PS (Stock Units Only)	Diesel	Manual	Stage 6.2	£1,645	£0	£536	£0.00	128

Focus Hatchback

Available from £95 Advance Payment

2020.75 Model Year

Model	Engine	Fuel	Transmission	Euro Stage	DLA, PIP & AFIP		WPMS		CO ₂ Emissions (g/km) Ø for latest MY shown
					Advance Payment	Weekly Payment	Advance Payment	Weekly Payment	
Titanium Edition									
	1.0T EcoBoost mild Hybrid 125PS	Petrol	Manual	Stage 6.2	£495	£0	£0	£66.27	116
	1.0T EcoBoost mild Hybrid 155PS	Petrol	Manual	Stage 6.2	£745	£0	£0	£67.93	116
	1.5L Ford EcoBlue 120PS	Diesel	Manual	Stage 6.2	£345	£0	£0	£65.28	119
	2.0L Ford EcoBlue 150PS (Stock Units Only)	Diesel	Manual	Stage 6.2	£1,445	£0	£336	£0.00	125
Titanium X Edition									
	1.0T EcoBoost mild Hybrid 125PS	Petrol	Manual	Stage 6.2	£695	£0	£0	£67.60	118
	1.0T EcoBoost mild Hybrid 155PS	Petrol	Manual	Stage 6.2	£995	£0	£0	£69.50	117
	1.5L Ford EcoBlue 120PS	Diesel	Manual	Stage 6.2	£545	£0	£0	£66.60	120
	2.0L Ford EcoBlue 150PS (Stock Units Only)	Diesel	Manual	Stage 6.2	£1,695	£0	£586	£0.00	125
Vignale Edition									
	1.0T EcoBoost mild Hybrid 125PS	Petrol	Manual	Stage 6.2	£895	£0	£0	£68.90	123
	1.0T EcoBoost mild Hybrid 155PS	Petrol	Manual	Stage 6.2	£1,195	£0	£86	£0.00	123
	1.5L Ford EcoBlue 120PS	Diesel	Manual	Stage 6.2	£845	£0	£0	£68.59	127
	2.0L Ford EcoBlue 150PS (Stock Units Only)	Diesel	Manual	Stage 6.2	£1,895	£0	£786	£0.00	128

Focus Estate

Available from £245 Advance Payment

2020.75 Model Year

Model	Engine	Fuel	Transmission	Euro Stage	DLA, PIP & AFIP		WPMS		CO ₂ Emissions (g/km) Ø for latest MY shown
					Advance Payment	Weekly Payment	Advance Payment	Weekly Payment	
Zetec Edition									
	1.0L Ford EcoBoost 125PS (Stock Units Only)	Petrol	Manual	Stage 6.2	£495	£0	£0	£66.27	127
	1.5L Ford EcoBlue 120PS	Diesel	Manual	Stage 6.2	£245	£0	£0	£64.62	120
ST-Line Edition									
	1.0T EcoBoost mild Hybrid 125PS	Petrol	Manual	Stage 6.2	£595	£0	£0	£66.93	120
	1.0T EcoBoost mild Hybrid 155PS	Petrol	Manual	Stage 6.2	£845	£0	£0	£68.59	121
	1.5L Ford EcoBlue 120PS	Diesel	Manual	Stage 6.2	£445	£0	£0	£65.94	125
	2.0L Ford EcoBlue 150PS (Stock Units Only)	Diesel	Manual	Stage 6.2	£1,695	£0	£586	£0.00	127
ST-Line X Edition									
	1.0T EcoBoost mild Hybrid 125PS	Petrol	Manual	Stage 6.2	£845	£0	£0	£68.59	122
	1.0T EcoBoost mild Hybrid 155PS	Petrol	Manual	Stage 6.2	£995	£0	£0	£69.50	123
	1.5L Ford EcoBlue 120PS	Diesel	Manual	Stage 6.2	£695	£0	£0	£67.60	127
	2.0L Ford EcoBlue 150PS (Stock Units Only)	Diesel	Manual	Stage 6.2	£1,795	£0	£686	£0.00	129

Focus Estate

Available from £245 Advance Payment

2020.75 Model Year

Model	Engine	Fuel	Transmission	Euro Stage	DLA, PIP & AFIP		WPMS		CO ₂ Emissions (g/km) Ø for latest MY shown
					Advance Payment	Weekly Payment	Advance Payment	Weekly Payment	
Titanium Edition									
	1.0T EcoBoost mild Hybrid 125PS	Petrol	Manual	Stage 6.2	£645	£0	£0	£67.26	116
	1.0T EcoBoost mild Hybrid 155PS	Petrol	Manual	Stage 6.2	£895	£0	£0	£68.90	117
	1.5L Ford EcoBlue 120PS	Diesel	Manual	Stage 6.2	£495	£0	£0	£66.27	120
	2.0L Ford EcoBlue 150PS (Stock Units Only)	Diesel	Manual	Stage 6.2	£1,595	£0	£486	£0.00	125
Titanium X Editlon									
	1.0T EcoBoost mild Hybrid 125PS	Petrol	Manual	Stage 6.2	£845	£0	£0	£68.59	117
	1.0T EcoBoost mild Hybrid 155PS	Petrol	Manual	Stage 6.2	£1,145	£0	£0	£0.00	118
	1.5L Ford EcoBlue 120PS	Diesel	Manual	Stage 6.2	£745	£0	£0	£67.93	122
	2.0L Ford EcoBlue 150PS (Stock Units Only)	Diesel	Manual	Stage 6.2	£1,845	£0	£736	£0.00	126
Vignale Edition									
	1.0T EcoBoost mild Hybrid 125PS	Petrol	Manual	Stage 6.2	£1,045	£0	£61	£69.50	121
	1.0T EcoBoost mild Hybrid 155PS	Petrol	Manual	Stage 6.2	£1,345	£0	£236	£0.00	123
	1.5L Ford EcoBlue 120PS	Diesel	Manual	Stage 6.2	£1,045	£0	£61	£69.50	126
	2.0L Ford EcoBlue 150PS (Stock Units Only)	Diesel	Manual	Stage 6.2	£2,045	£0	£936	£0.00	128

Focus Active Hatchback

Available from £345 Advance Payment

2020.75 Model Year

Model	Engine	Fuel	Transmission	Euro Stage	DLA, PIP & AFIP		WPMS		CO ₂ Emissions (g/km) Ø for latest MY shown
					Advance Payment	Weekly Payment	Advance Payment	Weekly Payment	
Active Edition									
	1.0T EcoBoost mild Hybrid 125PS	Petrol	Manual	Stage 6.2	£545	£0	£0	£66.60	120
	1.0T EcoBoost mild Hybrid 155PS	Petrol	Manual	Stage 6.2	£795	£0	£0	£68.26	119
	1.5L Ford EcoBlue 120PS	Diesel	Manual	Stage 6.2	£345	£0	£0	£65.28	123
Active X Edition									
	1.0T EcoBoost mild Hybrid 125PS	Petrol	Manual	Stage 6.2	£745	£0	£0	£67.93	122
	1.0T EcoBoost mild Hybrid 155PS	Petrol	Manual	Stage 6.2	£795	£0	£0	£68.26	122
	1.5L Ford EcoBlue 120PS	Diesel	Manual	Stage 6.2	£645	£0	£0	£67.26	125
	2.0L Ford EcoBlue 150PS (Stock Units Only)	Diesel	Manual	Stage 6.2	£1,695	£0	£586	£0.00	128
Active X Vignale Edition									
	1.0T EcoBoost mild Hybrid 125PS	Petrol	Manual	Stage 6.2	£945	£0	£52	£68.90	125
	1.0T EcoBoost mild Hybrid 155PS	Petrol	Manual	Stage 6.2	£995	£0	£0	£69.50	124
	1.5L Ford EcoBlue 120PS	Diesel	Manual	Stage 6.2	£845	£0	£0	£68.59	128
	2.0L Ford EcoBlue 150PS (Stock Units Only)	Diesel	Manual	Stage 6.2	£1,895	£0	£786	£0.00	129

Focus Active Estate

Available from £495 Advance Payment

2020.75 Model Year

Model	Engine	Fuel	Transmission	Euro Stage	DLA, PIP & AFIP		WPMS		CO ₂ Emissions (g/km) Ø for latest MY shown
					Advance Payment	Weekly Payment	Advance Payment	Weekly Payment	
Active Edition									
	1.0T EcoBoost mild Hybrid 125PS	Petrol	Manual	Stage 6.2	£695	£0	£0	£67.60	120
	1.0T EcoBoost mild Hybrid 155PS	Petrol	Manual	Stage 6.2	£945	£0	£52	£68.90	121
	1.5L Ford EcoBlue 120PS	Diesel	Manual	Stage 6.2	£495	£0	£0	£66.27	125
Active X Edition									
	1.0T EcoBoost mild Hybrid 125PS	Petrol	Manual	Stage 6.2	£845	£0	£0	£68.59	123
	1.0T EcoBoost mild Hybrid 155PS	Petrol	Manual	Stage 6.2	£945	£0	£52	£68.90	124
	1.5L Ford EcoBlue 120PS	Diesel	Manual	Stage 6.2	£795	£0	£0	£68.26	128
	2.0L Ford EcoBlue 150PS (Stock Units Only)	Diesel	Manual	Stage 6.2	£1,845	£0	£736	£0.00	129
Active X Vignale Edition									
	1.0T EcoBoost mild Hybrid 125PS	Petrol	Manual	Stage 6.2	£1,045	£0	£61	£69.50	124
	1.0T EcoBoost mild Hybrid 155PS	Petrol	Manual	Stage 6.2	£1,145	£0	£0	£0.00	125
	1.5L Ford EcoBlue 120PS	Diesel	Manual	Stage 6.2	£995	£0	£0	£69.50	129
	2.0L Ford EcoBlue 150PS (Stock Units Only)	Diesel	Manual	Stage 6.2	£2,045	£0	£936	£0.00	130

FOCUS 2020.75 MODEL YEAR FUEL CONSUMPTION

The fuel consumption and CO2 emission figures shown in the table are derived from the Worldwide Harmonised Light Vehicle Test Procedure (WLTP) . These figures may not reflect real life driving results, which will depend upon a number of factors including the accessories fitted, variations in weather, driving styles and vehicle load.

The figures shown are for comparability purposes; only compare fuel consumption and CO2 figures with other vehicles tested to the same technical procedures.

You can also use Ford's online configurator to build and customise a new Ford vehicle: www.ford.co.uk/configurator . The configurator provides information about your configured vehicle's fuel consumption and CO2 emissions (these are also WLTP test figures).

Engine	Fuel Type	Available On	Euro Emissions	Transmission	Drive	Maximum Power PS (kW)	Torque Nm (with overboost)	Combined Fuel Consumption (WLTP Figures with Options)				Co2 Emissions (WLTP)	
								Lowest Performing (MPG)øø	Highest Performing (MPG)øø	Lowest Performing (L/100km)øø	Highest Performing (L/100km)øø	Lowest Performing (Co2)øø	Highest Performing (Co2)øø
1.0L Ford EcoBoost 125PS	Petrol	Zetec Edition	Euro 6d TEMP	6 Speed Manual	FWD	125PS (92kW)	170 (200)	50.4	55.4	5.6	5.1	116	127
1.0T EcoBoost Hybrid 125PS	Petrol	All Series (Excluding Zetec Edition)		6 Speed Manual	FWD	125PS (92kW)	210	51.4	55.4	5.5	5.1	116	125
1.0T EcoBoost Hybrid 155PS	Petrol	All Series (Excluding Zetec Edition)		6 Speed Manual	FWD	155PS (115kW)	240	51.4	55.4	5.5	5.1	116	125
1.5L Ford EcoBlue 120PS	Diesel	All Series	Euro 6d TEMP	6 Speed Manual	FWD	120PS (88kW)	300	57.6	62.8	4.9	4.5	119	129
1.5L Ford EcoBlue 120PS	Diesel	All Series	Euro 6d TEMP	8 Speed Automatic	FWD	120PS (88kW)	300	54.3	58.9	5.2	4.8	125	136
2.0L Ford EcoBlue 150PS	Diesel	All Series (Excluding Zetec Edition and Active Edition)		6 Speed Manual	FWD	150PS (110kW)	370	57.6	60.1	4.9	4.7	125	130
2.0L Ford EcoBlue 150PS	Diesel	All Series (Excluding Zetec Edition and Active Edition)		8 Speed Automatic	FWD	150PS (110kW)	370	54.3	57.6	5.2	4.9	128	135

Notes

*In 4th gear. øFord test figures.

øø The declared Fuel/Energy Consumptions, CO2-Emissions and Electric range are determined according to the technical requirements and specifications of the European Regulations (EC) 715/2007 and (EU) 2017/1151 as last amended. Light Duty Vehicles type-approved using the World Harmonised Light Vehicle Test Procedure (WLTP) have Fuel/Energy Consumptions and CO2-Emission information for both New European Drive Cycle (NEDC) and WLTP. WLTP is a new, more realistic test procedure for measuring fuel consumption and CO2 emissions and will fully replace the NEDC latest by end of the year 2020. The applied standard test procedure enables comparison between different vehicle types and different manufacturers. In addition to the fuel efficiency of a car, driving behaviour as well as other non-technical factors play a role in determining a car's fuel/energy consumption, CO2 emissions and electric range. CO2 is the main greenhouse gas responsible for global warming. A guide on fuel economy and CO2 emissions which contain data for all new passenger car models is available at any point of sale free of charge or can be downloaded under <http://carfueldata.dft.gov.uk>.

All-New Kuga

Available from £1,295 Advance Payment

2020.75 Model Year

Model	Engine	Fuel	Transmission	Euro Stage	DLA, PIP & AFIP		WPMS		CO ₂ Emissions (g/km) Ø for latest MY shown
					Advance Payment	Weekly Payment	Advance Payment	Weekly Payment	
Zetec									
	1.5 EcoBlue 120PS FWD	Diesel	Manual	Stage 6.2	£1,295	£0	£167	£0	134
	1.5 EcoBlue 120PS FWD	Diesel	Automatic	Stage 6.2	£2,095	£0	£967	£0	142
	2.0 EcoBlue 150PS mHEV FWD	Diesel	Manual	Stage 6.2	£1,895	£0	£767	£0	132
Titanium									
	1.5 EcoBlue 120PS FWD	Diesel	Manual	Stage 6.2	£1,695	£0	£567	£0	134
	1.5 EcoBlue 120PS FWD	Diesel	Automatic	Stage 6.2	£2,295	£0	£1,167	£0	142
	2.0 EcoBlue 150PS mHEV FWD	Diesel	Manual	Stage 6.2	£2,095	£0	£967	£0	132
	2.0 EcoBlue 190PS AWD	Diesel	Automatic	Stage 6.2	£2,695	£0	£1,567	£0	155
	2.5 Duratec 225PS PHEV FWD	Petrol/PlugIn Elec Hybrid	Automatic	Stage 6.2	£3,295	£0	£2,167	£0	32
ST-Line									
	1.5 EcoBlue 120PS FWD	Diesel	Manual	Stage 6.2	£1,995	£0	£867	£0	136
	1.5 EcoBlue 120PS FWD	Diesel	Automatic	Stage 6.2	£2,595	£0	£1,467	£0	145
	2.0 EcoBlue 150PS mHEV FWD	Diesel	Manual	Stage 6.2	£2,395	£0	£1,267	£0	135
	2.0 EcoBlue 190PS AWD	Diesel	Automatic	Stage 6.2	£2,995	£0	£1,867	£0	159
	2.5 Duratec 225PS PHEV FWD	Petrol/PlugIn Elec Hybrid	Automatic	Stage 6.2	£2,795	£0	£1,667	£0	32
ST-Line X									
	1.5 EcoBlue 120PS FWD	Diesel	Manual	Stage 6.2	£2,295	£0	£1,167	£0	137
	1.5 EcoBlue 120PS FWD	Diesel	Automatic	Stage 6.2	£2,895	£0	£1,767	£0	146
	2.0 EcoBlue 150PS mHEV FWD	Diesel	Manual	Stage 6.2	£2,695	£0	£1,567	£0	135
	2.0 EcoBlue 190PS AWD	Diesel	Automatic	Stage 6.2	£3,295	£0	£2,167	£0	160
	2.5 Duratec 225PS PHEV FWD	Petrol/PlugIn Elec Hybrid	Automatic	Stage 6.2	£3,195	£0	£2,067	£0	32
Vignale									
	2.0 EcoBlue 150PS mHEV FWD	Diesel	Manual	Stage 6.2	£2,995	£0	£1,867	£0	135
Please note that the Advance Payment details listed above do not include the cost of Wall Box.									

ALL-NEW KUGA 2020.75 MODEL YEAR FUEL CONSUMPTION

The fuel consumption and CO2 emission figures shown in the table are derived from the Worldwide Harmonised Light Vehicle Test Procedure (WLTP) . These figures may not reflect real life driving results, which will depend upon a number of factors including the accessories fitted, variations in weather, driving styles and vehicle load.

The figures shown are for comparability purposes: only compare fuel consumption and CO2 figures with other vehicles tested to the same technical procedures.



You can also use Ford's online configurator to build and customise a new Ford vehicle: www.ford.co.uk/configurator . The configurator provides information about your configured vehicle's fuel consumption and CO2 emissions (these are also WLTP test figures).

Engine	Fuel Type	Available On	Euro Emissions	Transmission	Drive	Maximum Power PS (KW)	Torque Nm	Combined Fuel Consumption (WLTP Figures with Options)				CO2 Emissions (WLTP)	
								Lowest Performing (MPG)øø	Highest Performing (MPG)øø	Lowest Performing (L/100km)øø	Highest Performing (L/100km)øø	Lowest Combined Performing (Co2)øø	Highest Combined Performing (Co2)øø
1.5 EcoBlue 120PS	Diesel	Zetec, Titanium, ST-Line, ST-Line X	Stage 6.2	6 Speed Manual	FWD	120PS (88kW)	300	54.3	55.4	5.2	5.1	134	138
1.5 EcoBlue 120PS	Diesel	Zetec, Titanium, ST-Line, ST-Line X	Stage 6.2	8 Speed Automatic	FWD	120PS (88kW)	300	50.4	52.3	5.6	5.4	142	147
2.0 EcoBlue 150PS mHEV	Diesel	Zetec, Titanium, ST-Line, ST-Line X, Vignale	Stage 6.2	6 Speed Manual	FWD	150PS (110kW)	370	54.3	56.5	5.2	5	132	136
2.0 EcoBlue 190PS	Diesel	Titanium, ST-Line, ST-Line X	Stage 6.2	8 Speed Automatic	AWD	190PS (140kW)	400	46.3	47.9	6.1	5.9	159	161

Engine	Fuel Type	Available On	Euro Emissions	Transmission	Drive	Maximum Power PS (KW)	Torque Nm	PHEV Combined Fuel Consumption (WLTP)				CO2 (WLTP)	
								Weighted fuel consumption (MPG)øø	Weighted fuel consumption (L/100km)øø	Weighted combined electricity consumption	Equivalent all-electric range (miles)**	Weighted CO2 emissions øø	

2.5 Duratec 225PS PHEV**	Electric-Petrol	Titanium, ST-Line, ST-Line X	Stage 6.2	CVT Automatic	FWD	225PS (165kW)	-	201.8	1.4	26.9	35.0	32.0	
--------------------------	-----------------	------------------------------	-----------	---------------	-----	---------------	---	-------	-----	------	------	------	--

KUGA CHARGING INFORMATION

Engine	Fuel Type	Available On	Euro Emissions	Transmission	Drive	Maximum Power PS (KW)	Torque Nm	Charging Times for PHEV battery (hrs)*				Charging equipment	
								DC Fast Charge	Wallbox /High power outlet (400V/32A)	Domestic Socket (230V/16A)	"Type 2" cable (7-pln) Wallbox /High power		Home charge cable (3-pln) Domestic Socket (230V/16A)
2.5 Duratec 225PS PHEV**	Electric-Petrol	Titanium, ST-Line, ST-Line X	Stage 6.2	CVT Automatic	FWD	225PS (165kW)	-	n/a	03:30	06:00	S		S

Notes

*In 4th gear. øFord test figures.

øø The declared Fuel/Energy Consumptions, CO2-Emissions and Electric range are determined according to the technical requirements and specifications of the European Regulations (EC) 715/2007 and (EU) 2017/1151 as last amended. Light Duty Vehicles type-approved using the World Harmonised Light Vehicle Test Procedure (WLTP) have Fuel/Energy Consumptions and CO2-Emission information for both New European Drive Cycle (NEDC) and WLTP. WLTP is a new, more realistic test procedure for measuring fuel consumption and CO2 emissions and will fully replace the NEDC latest by end of the year 2020. The applied standard test procedure enables comparison between different vehicle types and different manufacturers. In addition to the fuel efficiency of a car, driving behaviour as well as other non-technical factors play a role in determining a car's fuel/energy consumption, CO2 emissions and electric range. CO2 is the main greenhouse gas responsible for global warming. A guide on fuel economy and CO2 emissions which contain data for all new passenger car models is available at any point of sale free of charge or can be downloaded under <http://carfueldata.dft.gov.uk>. For Plug-In Hybrid (PHEV) models, these figures were obtained using a combination of battery power and fuel. PHEV models require an electricity source for charging.

Mondeo

Available from £1,995 Advance Payment

2020.5 Model Year

Model	Engine	Fuel	Transmission	Euro Stage	DLA, PIP & AFIP		WPMS		CO ₂ Emissions (g/km) Ø for latest MY shown
					Advance Payment	Weekly Payment	Advance Payment	Weekly Payment	
Titanium Edition									
	2.0L Hybrid 187PS Auto 4 door (18" Wheel)	Petrol/Electric Hybrid	Automatic	Stage 6.2	£1,995	£0	£867	£0	131
	2.0L Hybrid 187PS Auto 4 door (19" Wheel)	Petrol/Electric Hybrid	Automatic	Stage 6.2	£2,095	£0	£967	£0	131
ST-Line Edition									
	2.0L Hybrid 187PS Auto 4 door	Petrol/Electric Hybrid	Automatic	Stage 6.2	£3,095	£0	£1,967	£0	131

Mondeo Estate

Available from £2,195 Advance Payment

2020.5 Model Year

Model	Engine	Fuel	Transmission	Euro Stage	DLA, PIP & AFIP		WPMS		CO ₂ Emissions (g/km) Ø for latest MY shown
					Advance Payment	Weekly Payment	Advance Payment	Weekly Payment	
Titanium Edition									
	2.0L Hybrid 187PS Auto (18" Wheel)	Petrol/Electric Hybrid	Automatic	Stage 6.2	£2,195	£0	£1,067	£0	133
	2.0L Hybrid 187PS Auto (19" Wheel)	Petrol/Electric Hybrid	Automatic	Stage 6.2	£2,295	£0	£1,167	£0	133
ST-Line Edition									
	2.0 Hybrid 187PS Auto	Petrol/Electric Hybrid	Automatic	Stage 6.2	£3,295	£0	£2,167	£0	134

MONDEO 2020.5 MODEL YEAR FUEL CONSUMPTION

The fuel consumption and CO2 emission figures shown in the table are derived from the Worldwide Harmonised Light Vehicle Test Procedure (WLTP) . These figures may not reflect real life driving results, which will depend upon a number of factors including the accessories fitted, variations in weather, driving styles and vehicle load.

The figures shown are for comparability purposes; only compare fuel consumption and CO2 figures with other vehicles tested to the same technical procedures.

You can also use Ford's online configurator to build and customise a new Ford vehicle: www.ford.co.uk/configurator . The configurator provides information about your configured vehicle's fuel consumption and CO2 emissions (these are also WLTP test figures).

Engine	Available on	Transmission	Drive	Combined Fuel Consumption (WLTP Figures with No Options)				CO2 Emissions (WLTP)	
				Lowest Performing (MPG)	Highest Performing (MPG)	Lowest Performing (L/100km)	Highest Performing (L/100km)	Lowest Combined Performing (Co2)øø	Highest Combined Performing (Co2)øø
2.0 TiVCT HYBRID Electric Vehicle 187PS	Titanium Edition, ST-Line Edition	CVT Auto	FWD	47.9	50.4	5.9	5.6	127	134

Notes

*In 4th gear. øFord test figures.

øø The declared Fuel/Energy Consumptions, CO2-Emissions and Electric range are determined according to the technical requirements and specifications of the European Regulations (EC) 715/2007 and (EU) 2017/1151 as last amended. Light Duty Vehicles type-approved using the World Harmonised Light Vehicle Test Procedure (WLTP) have Fuel/Energy Consumptions and CO2-Emission information for both New European Drive Cycle (NEDC) and WLTP. WLTP is a new, more realistic test procedure for measuring fuel consumption and CO2 emissions and will fully replace the NEDC latest by end of the year 2020. The applied standard test procedure enables comparison between different vehicle types and different manufacturers. In addition to the fuel efficiency of a car, driving behaviour as well as other non-technical factors play a role in determining a car's fuel/energy consumption, CO2 emissions and electric range. CO2 is the main greenhouse gas responsible for global warming. A guide on fuel economy and CO2 emissions which contain data for all new passenger car models is available at any point of sale free of charge or can be downloaded under <http://carfueldata.dft.gov.uk>.

S-MAX

Available from £2,645 Advance Payment

2020.5 Model Year

Model	Engine	Fuel	Transmission	Euro Stage	DLA, PIP & AFIP		WPMS		CO ₂ Emissions (g/km) Ø for latest MY shown
					Advance Payment	Weekly Payment	Advance Payment	Weekly Payment	
Titanium									
	2.0 EcoBlue 150PS	Diesel	Manual	Stage 6.2	£2,645	£0	£1,517	£0	158
	2.0 Ford EcoBlue 150PS (Lux Pack)	Diesel	Manual	Stage 6.2	£2,995	£0	£1,867	£0	158
	2.0 EcoBlue 150PS Auto FWD	Diesel	Automatic	Stage 6.2	£2,845	£0	£1,717	£0	170
	2.0 Ford EcoBlue 150PS, Auto FWD (Lux Pack)	Diesel	Automatic	Stage 6.2	£3,545	£0	£2,417	£0	170

S-MAX 2020.5 MODEL YEAR FUEL CONSUMPTION

The fuel consumption and CO2 emission figures shown in the table are derived from the Worldwide Harmonised Light Vehicle Test Procedure (WLTP) . These figures may not reflect real life driving results, which will depend upon a number of factors including the accessories fitted, variations in weather, driving styles and vehicle load.

The figures shown are for comparability purposes; only compare fuel consumption and CO2 figures with other vehicles tested to the same technical procedures.

You can also use Ford's online configurator to build and customise a new Ford vehicle: www.ford.co.uk/configurator . The configurator provides information about your configured vehicle's fuel consumption and CO2 emissions (these are also WLTP test figures).

Engine	Fuel Type	Euro Emissions	Transmission	Drive	Maximum Power PS (KW)	Torque Nm	Combined Fuel Consumption (WLTP Figures with Options)				CO2 Emissions (WLTP)	
							Lowest Performing (MPG)øø	Highest Performing (MPG)øø	Lowest Performing (L/100km)øø	Highest Performing (L/100km)øø	Lowest Combined Performing (Co2)øø	Highest Combined Performing (Co2)øø
2.0L Ford EcoBlue 150PS	Diesel	Stage 6.2 + DPF	6 speed Manual	FWD	150PS (110kW)	350	47.1	47.1	6.0	6.0	157	158
2.0L Ford EcoBlue 150PS	Diesel	Stage 6.2 + DPF	8 speed Automatic	FWD	150PS (110kW)	350	43.5	43.5	6.5	6.5	169	170

*In 4th gear. øFord test figures.

øø The declared Fuel/Energy Consumptions, CO2-Emissions and Electric range are determined according to the technical requirements and specifications of the European Regulations (EC) 715/2007 and (EU) 2017/1151 as last amended. Light Duty Vehicles type-approved using the World Harmonised Light Vehicle Test Procedure (WLTP) have Fuel/Energy Consumptions and CO2-Emission information for both New European Drive Cycle (NEDC) and WLTP. WLTP is a new, more realistic test procedure for measuring fuel consumption and CO2 emissions and will fully replace the NEDC latest by end of the year 2020. The applied standard test procedure enables comparison between different vehicle types and different manufacturers. In addition to the fuel efficiency of a car, driving behaviour as well as other non-technical factors play a role in determining a car's fuel/energy consumption, CO2 emissions and electric range. CO2 is the main greenhouse gas responsible for global warming. A guide on fuel economy and CO2 emissions which contain data for all new passenger car models is available at any point of sale free of charge or can be downloaded under <http://carfueldata.dft.gov.uk>.

Galaxy

Available From £2,195 Advance Payment

2020.5 Model Year

Model	Engine	Fuel	Transmission	Euro Stage	DLA, PIP & AFIP		WPMS		CO ₂ Emissions (g/km) Ø for latest MY shown
					Advance Payment	Weekly Payment	Advance Payment	Weekly Payment	
Titanium									
	2.0 Ecoblue 150PS	Diesel	Manual	Stage 6.2	£2,195	£0	£1,067	£0	161
	2.0 Ecoblue 150PS	Diesel	Automatic	Stage 6.2	£2,495	£0	£1,367	£0	171

GALAXY 2020.5 MODEL YEAR FUEL CONSUMPTION

The fuel consumption and CO2 emission figures shown in the table are derived from the Worldwide Harmonised Light Vehicle Test Procedure (WLTP) . These figures may not reflect real life driving results, which will depend upon a number of factors including the accessories fitted, variations in weather, driving styles and vehicle load.

The figures shown are for comparability purposes: only compare fuel consumption and CO2 figures with other vehicles tested to the same technical procedures.

You can also use Ford's online configurator to build and customise a new Ford vehicle: www.ford.co.uk/configurator . The configurator provides information about your configured vehicle's fuel consumption and CO2 emissions (these are also WLTP test figures).

Engine	Fuel Type	Available On	Euro Emissions	Transmission	Drive	Maximum Power PS (KW)	Torque Nm	Combined Fuel Consumption (WLTP Figures with Options)				CO2 Emissions (WLTP)	
								Lowest Performing (MPG)øø	Highest Performing (MPG)øø	Lowest Performing (L/100km)øø	Highest Performing (L/100km)øø	Lowest Combined Performing (Co2)øø	Highest Combined Performing (Co2)øø
2.0L Ford EcoBlue 150PS	Diesel	Titanium	Stage 6.2 + DPF	6 speed Manual	FWD	150PS (110kW)	350	46.3	46.3	6.1	6.1	160	161
2.0L Ford EcoBlue 150PS	Diesel	Titanium	Stage 6.2 + DPF	8 speed Automatic	FWD	150PS (110kW)	350	43.5	43.5	6.5	6.5	171	171

Notes

*In 4th gear. øFord test figures.

øø The declared Fuel/Energy Consumptions, CO2-Emissions and Electric range are determined according to the technical requirements and specifications of the European Regulations (EC) 715/2007 and (EU) 2017/1151 as last amended. Light Duty Vehicles type-approved using the World Harmonised Light Vehicle Test Procedure (WLTP) have Fuel/Energy Consumptions and CO2-Emission information for both New European Drive Cycle (NEDC) and WLTP. WLTP is a new, more realistic test procedure for measuring fuel consumption and CO2 emissions and will fully replace the NEDC latest by end of the year 2020. The applied standard test procedure enables comparison between different vehicle types and different manufacturers. In addition to the fuel efficiency of a car, driving behaviour as well as other non-technical factors play a role in determining a car's fuel/energy consumption, CO2 emissions and electric range. CO2 is the main greenhouse gas responsible for global warming. A guide on fuel economy and CO2 emissions which contain data for all new passenger car models is available at any point of sale free of charge or can be downloaded under <http://carfueldata.dft.gov.uk>.

Tourneo Courier

Available from less than £Nil Advance Payment

2020 Model Year (Stock Only)

Model	Engine	Fuel	Transmission	Euro Stage	DLA, PIP & AFIP		WPMS		CO ₂ Emissions (g/km) Ø for latest MY shown
					Advance Payment	Weekly Payment	Advance Payment	Weekly Payment	
Zetec (Stock Units Only)									
	1.5 100PS Ford EcoBlue	Diesel	Manual	Stage 6.2	£0	£60.25	£0	£60.25	141
Titanium (Stock Units Only)									
	1.5 100PS Ford EcoBlue	Diesel	Manual	Stage 6.2	£45	£0	£0	£63.86	144

TOURNEO COURIER 2020 MODEL YEAR FUEL CONSUMPTION

The fuel consumption and CO2 emission figures shown in the table are derived from the Worldwide Harmonised Light Vehicle Test Procedure (WLTP) . These figures may not reflect real life driving results, which will depend upon a number of factors including the accessories fitted, variations in weather, driving styles and vehicle load.

The figures shown are for comparability purposes; only compare fuel consumption and CO2 figures with other vehicles tested to the same technical procedures.

You can also use Ford's online configurator to build and customise a new Ford vehicle: www.ford.co.uk/configurator . The configurator provides information about your configured vehicle's fuel consumption and CO2 emissions (these are also WLTP test figures).

Engine	Fuel Type	Available On	Euro Emissions	Transmission	Drive	Maximum Power PS (KW)	Torque Nm	Combined Fuel Consumption (WLTP Figures with Options)				Combined WLTP CO2	
								Lowest Performing (MPG)øø	Highest Performing (MPG)øø	Lowest Performing (L/100km)øø	Highest Performing (L/100km)øø	Lowest value (g/km)øø	Highest value (g/km)øø
1.5L TDCi 100PS	Diesel	Zetec, Titanium	Euro Stage 6.2	6 Speed Manual	FWD	100PS (75kW)	215	49.6	52.3	5.7	5.4	141	144

*In 4th gear. øFord test figures.

øø The declared Fuel/Energy Consumptions, CO2-Emissions and Electric range are determined according to the technical requirements and specifications of the European Regulations (EC) 715/2007 and (EU) 2017/1151 as last amended. Light Duty Vehicles type-approved using the World Harmonised Light Vehicle Test Procedure (WLTP) have Fuel/Energy Consumptions and CO2-Emission information for both New European Drive Cycle (NEDC) and WLTP. WLTP is a new, more realistic test procedure for measuring fuel consumption and CO2 emissions and will fully replace the NEDC latest by end of the year 2020. The applied standard test procedure enables comparison between different vehicle types and different manufacturers. In addition to the fuel efficiency of a car, driving behaviour as well as other non-technical factors play a role in determining a car's fuel/energy consumption, CO2 emissions and electric range. CO2 is the main greenhouse gas responsible for global warming. A guide on fuel economy and CO2 emissions which contain data for all new passenger car models is available at any point of sale free of charge or can be downloaded under <http://carfueldata.dft.gov.uk>.

Tourneo Connect

Available from £Nil Advance Payment

2020.75 Model Year (Stock Only)

Model	Engine	Fuel	Transmission	Euro Stage	DLA, PIP & AFIP		WPMS		CO ₂ Emissions (g/km) Ø for latest MY shown
					Advance Payment	Weekly Payment	Advance Payment	Weekly Payment	
Zetec (Stock Units Only)									
	1.5L EcoBlue 120PS	Diesel	Manual	Stage 6.2	£0	£0	£0	£63.56	145
	1.5L EcoBlue 120PS	Diesel	Automatic	Stage 6.2	£495	£0	£0	£66.83	168
Titanium (Stock Units Only)									
	1.5L EcoBlue 120PS	Diesel	Manual	Stage 6.2	£295	£0	£0	£65.51	146
	1.5L EcoBlue 120PS	Diesel	Automatic	Stage 6.2	£595	£0	£0	£67.50	169

Grand Tourneo Connect

Available from £595 Advance Payment

2020.75 Model Year (Stock Only)

Model	Engine	Fuel	Transmission	Euro Stage	DLA, PIP & AFIP		WPMS		CO ₂ Emissions (g/km) Ø for latest MY shown
					Advance Payment	Weekly Payment	Advance Payment	Weekly Payment	
Zetec (Stock Units Only)									
	1.5L EcoBlue 120PS	Diesel	Manual	Stage 6.2	£595	£0	£0	£67.5	153
	1.5L EcoBlue 120PS	Diesel	Automatic	Stage 6.2	£1,195	£0	£67	£0.0	173
Zetec Delete Third Row Seats (Stock Units Only)									
	1.5L EcoBlue 120PS	Diesel	Manual	Stage 6.2	£595	£0	£0	£67.5	153
	1.5L EcoBlue 120PS	Diesel	Automatic	Stage 6.2	£1,195	£0	£67	£0.0	173
Titanium (Stock Units Only)									
	1.5L EcoBlue 120PS	Diesel	Manual	Stage 6.2	£795	£0	£0	£68.8	155
	1.5L EcoBlue 120PS	Diesel	Automatic	Stage 6.2	£1,395	£0	£267	£0.0	174
Titanium Delete Third Row Seats (Stock Units Only)									
	1.5L EcoBlue 120PS	Diesel	Manual	Stage 6.2	£795	£0	£0	£68.8	155
	1.5L EcoBlue 120PS	Diesel	Automatic	Stage 6.2	£1,395	£0	£267	£0.0	174

TOURNEO CONNECT 2020.75 MODEL YEAR FUEL CONSUMPTION

The fuel consumption and CO2 emission figures shown in the table are derived from the Worldwide Harmonised Light Vehicle Test Procedure (WLTP) . These figures may not reflect real life driving results, which will depend upon a number of factors including the accessories fitted, variations in weather, driving styles and vehicle load.

The figures shown are for comparability purposes; only compare fuel consumption and CO2 figures with other vehicles tested to the same technical procedures.

You can also use Ford's online configurator to build and customise a new Ford vehicle: www.ford.co.uk/configurator . The configurator provides information about your configured vehicle's fuel consumption and CO2 emissions (these are also WLTP test figures).

Combined Fuel Consumption (WLTP Figures with Options)												Combined WLTP CO2	
Engine	Fuel Type	Available On	Euro Emissions	Transmission	Drive	Maximum Power PS (KW)	Torque Nm	Lowest Performing (MPG)øø	Highest Performing (MPG)øø	Lowest Performing (L/100km)øø	Highest Performing (L/100km)øø	Lowest value (g/km)øø	Highest value (g/km)øø
Torneo													
1.5L 120PS Ford EcoBlue	Diesel	Zetec, Titanium	Euro Stage 6.2	6 Speed Manual	FWD	120PS (88kW)	270	49.6	51.4	5.7	5.5	145	146
1.5L 120PS Ford EcoBlue	Diesel	Zetec, Titanium	Euro Stage 6.2	8 Speed Automatic	FWD	120PS (88kW)	270	43.5	44.1	6.5	6.4	168	169
Grand Tourneo													
1.5L 120PS Ford EcoBlue	Diesel	Zetec, Titanium	Euro Stage 6.2	6 Speed Manual	FWD	120PS (88kW)	270	47.9	48.7	5.9	5.8	153	155
1.5L 120PS Ford EcoBlue	Diesel	Zetec, Titanium	Euro Stage 6.2	8 Speed Automatic	FWD	120PS (88kW)	270	42.2	42.8	6.7	6.6	173	174

Notes

*In 4th gear. øFord test figures.

øø The declared Fuel/Energy Consumptions, CO2-Emissions and Electric range are determined according to the technical requirements and specifications of the European Regulations (EC) 715/2007 and (EU) 2017/1151 as last amended. Light Duty Vehicles type-approved using the World Harmonised Light Vehicle Test Procedure (WLTP) have Fuel/Energy Consumptions and CO2-Emission information for both New European Drive Cycle (NEDC) and WLTP. WLTP is a new, more realistic test procedure for measuring fuel consumption and CO2 emissions and will fully replace the NEDC latest by end of the year 2020. The applied standard test procedure enables comparison between different vehicle types and different manufacturers. In addition to the fuel efficiency of a car, driving behaviour as well as other non-technical factors play a role in determining a car's fuel/energy consumption, CO2 emissions and electric range. CO2 is the main greenhouse gas responsible for global warming. A guide on fuel economy and CO2 emissions which contain data for all new passenger car models is available at any point of sale free of charge or can be downloaded under <http://carfueldata.dft.gov.uk>.